

FORMS OF ENERGY WARM-UP

Name _____



Day 1

Write the definition of each in your own words.




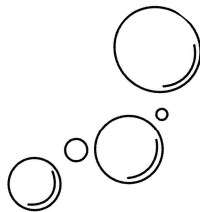
Refraction _____

Reflection _____



Day 2

Circle the pictures that relate to refraction.



Day 3

Niki creates a closed circuit using a battery, switch, light bulb, and 3 pieces of wire. Draw what her circuit might look like.



Day 4

Give an example of how energy can change forms.



Day 5

Fill in the chart with your own examples for insulators and conductors of electricity.

Insulators	Conductors
rubber	copper
straw	